


English

Quarter 2 – Module 4:

Discussing the Illustration on the Cover and Predict What the Story May Be About



English – Grade 2
Alternative Delivery Mode
Quarter 2 – Module 4: Discussing the Illustration on the Cover and Predict What the Story May Be About
First Edition, 2020

Republic Act 8293, section 176 states that: No copyright shall subsist in any work of the Government of the Philippines. However, prior approval of the government agency or office wherein the work is created shall be necessary for exploitation of such work for profit. Such agency or office may, among other things, impose as a condition the payment of royalties.

Borrowed materials (i.e., songs, stories, poems, pictures, photos, brand names, trademarks, etc.) included in this module are owned by their respective copyright holders. Every effort has been exerted to locate and seek permission to use these materials from their respective copyright owners. The publisher and authors do not represent nor claim ownership over them.

Published by the Department of Education
Secretary: Leonor Magtolis Briones
Undersecretary: Diosdado M. San Antonio

Development Team of the Module

Writer:	Charlyn R. Cuyco
Editor:	June D. Cunanan
Reviewers:	June D. Cunanan, Ramil G. Ilustre
Illustrator:	Archilyn S. Semanero
Layout Artist:	Erwin H. Iruma
Management Team:	Nicolas T. Capulong, Librada M. Rubio, Ma. Editha R. Caparas Nestor P. Nuesca, Celia R. Lacanlale, Ruby M. Jimenez June D. Cunanan

Printed in the Philippines by_____

Department of Education – Region III

Office Address: Diosdado Macapagal Government Center, Maimpis,
City of San Fernando (P)
Telefax: (045) 598-8580 to 89; (045) 402-7003 to 05
E-mail Address: region3@deped.gov.ph

English

Quarter 2 – Module 4:

Discussing the Illustration
on the Cover and Predict
What the Story May Be About

Introductory Message

This Self-Learning Module (SLM) is prepared so that you, our dear learners, can continue your studies and learn while at home. Activities, questions, directions, exercises, and discussions are carefully stated for you to understand each lesson.

Each SLM is composed of different parts. Each part shall guide you step-by-step as you discover and understand the lesson prepared for you.

Pre-tests are provided to measure your prior knowledge on lessons in each SLM. This will tell you if you need to proceed on completing this module or if you need to ask your facilitator or your teacher's assistance for better understanding of the lesson. At the end of each module, you need to answer the post-test to self-check your learning. Answer keys are provided for each activity and test. We trust that you will be honest in using these.

In addition to the material in the main text, Notes to the Teacher are also provided to our facilitators and parents for strategies and reminders on how they can best help you on your home-based learning.

Please use this module with care. Do not put unnecessary marks on any part of this SLM. Use a separate sheet of paper in answering the exercises and tests. And read the instructions carefully before performing each task.

If you have any questions in using this SLM or any difficulty in answering the tasks in this module, do not hesitate to consult your teacher or facilitator.

Thank you.



What I Need to Know

This module provides activities that will help you how to discuss the illustration on the cover and predict what the story may be about.

At the end of this module, you are expected to:

1. discuss the illustration on the cover;
2. give predictions out of the given clues; and
3. write simple predictions based on the book covers.



What I Know

Look at the pictures below and guess what will happen next. Write the letter of the correct answer on your answer sheet.

1.




- A. He will fall.
- B. He will be happy.
- C. He will drink water.
- D. He will buy a toy car.

2.




- A. She will consult the doctor.
- B. She will see her teacher.
- C. She will buy food.
- D. She will read books.

3.



- A. The man will drink hot tea.
- B. The man will drink cold water.
- C. The man will drink hot coffee.
- D. The man will drink hot chocolate.

4.




- A. The girl will go to a birthday party.
- B. The girl will go to a Halloween party.
- C. The girl will go to the mall.
- D. The girl will go to school.

5.




- A. The boy will exercise.
- B. The boy will eat dinner.
- C. The boy will sleep early.
- D. The boy will play a toy car.

6.



- A. They will read books.
- B. They will have snacks with their friends.
- C. They will go shopping.
- D. They will ride a jeepney.

7.




- A. Mico will watch a television show.
- B. Mico will listen to music.
- C. Mico will play computer games.
- D. Mico will clean the living room.

8.




- A. Norma will call her friend on the phone.
- B. Norma will drop the letter in the mailbox.
- C. Norma will buy in the store.
- D. Norma will return a book.

9.



- A. Kitty will play with the mouse.
- B. Kitty will drive away the mouse.
- C. Kitty will catch the mouse for a meal.
- D. Kitty will go to the kitchen.

10.



- A. He will catch fish.
- B. He will hunt animals.
- C. He will collect seedlings.
- D. He will look for gold.

Lesson

1

Discussing the Illustration on the Cover and Predict What the Story May Be About

Before you read, you look at the cover, and you can tell it's going to be good. By looking at the illustration, picture or cover of the book, you can make a prediction. The title page that contains the illustration gives you a clue or an idea on what the book is all about. This illustration is carefully chosen and drawn to express the main idea and interesting part of the story.




What's In

In making predictions, we need to do two things; First, we need to use the clues in the pictures and second, we may use our own experiences or simply what we know about it. If these two are combined, we can make relevant predictions about the book cover.

Choose the letter of the statement that tells what the story will be about. Write the letter of the correct answer on your answer sheet.



1. I predict this story will be about...
 - A. a boy named Ulyses.
 - B. a girl named Jewel.
 - C. a boy playing with a pet.
 - D. Ulyses and Jewel tame animals.



2. I predict this story will be about...

- A. a pig trying to dance.
- B. a pig playing guitar.
- C. a pig eating banana.
- D. a pig talking on his back.




3. I predict this story will be about ...

- A. Pete the Cat loving his white shoes.
- B. Pete the Cat losing his white shoes.
- C. Pete the Cat ripping his white shoes.
- D. Pete the Cat looking for his white shoes.



4. I predict this story will be about...
- A. froggy going fishing.
 - B. froggy going to the zoo.
 - C. froggy learning to swim for the first time.
 - D. froggy going to eat.



5. I predict this story will be about...
- A. dinosaur chasing cats.
 - B. dinosaur playing with crocodiles.
 - C. dinosaur walking along the forest.
 - D. dinosaur racing against the cats.




Notes to the Teacher

The teacher must consider the prerequisite skills like the schema or background knowledge of the learners in predicting outcomes and writing sentences about the characters are needed in the development of the competency. This module will help the learners bridge the gap of learning to attain mastery of the lesson in its spiral progression.



What's New



Once, a rabbit saw a turtle walking slowly with a heavy shell on his back. The rabbit was very proud of himself and he asked the turtle. *"Shall we have a race?"* The turtle agreed. They started the running race.

1. Who do you think won the race?
2. What do you feel when you win a race?



What is It

There are times when you choose a book, you just know what may be the story about because of the cover. There are ways that might help in making predictions like illustrations, or pictures, and the cover of a book.

Predictions are possibilities that may happen in the story. Predictions are like guess that is based on the clues in the story or in the illustration. You can predict the next event, the ending, and possible solution to the problem posed.

Predictions are what you think will happen. Making predictions helps us pay attention to stories we listen to and stories we read. We use the cover of the book to learn about what might happen in a story. When we make predictions, it's important to explain, or describe, why we think our predictions might be true. We can use picture clues to help us make our guess.

In making predictions, we need to do two things; First, we need to use the clues in the pictures and second, we may use our own experiences or simply what we know about it. If these two were combined, we can make relevant predictions about the book cover.

Look at the picture:



Clue: I see a turtle and a rabbit. The rabbit mentioned about the race. I see the turtle smiling and holding a prize.

Experience" What I know about race is a game where players play on who will be first to reach the finish line. My prediction is that the turtle will win the race because he seems happy and he is in front of the rabbit.


Another example:



Clue: I see a girl holding a puppy in a birthday party. The girl is so happy while carrying the puppy.

Experience: What I know is when about is it's the girl's birthday.

My prediction is that the girl received a gift because she is so happy and the scene is festive.




What's More

Guided Activity 1


Match the picture with the sentence that may tell the story about. Write the letter of the correct answer on your answer sheet.

1.




A. The story will be likely about a dove helping an ant.

2.




B. The story will be likely about mice enjoying the food.

3.



C. The story will be likely about how the ant and grasshopper enjoy their summer.

4.



D. More likely, the story will be about a shepherd boy who cannot help the sheep being eaten by the wolves.

5.



E. More likely, the story will be about the goose who lay different kind of eggs.

Guided Assessment 1

Choose the possible outcome of the situation shown in the pictures. Write the answer on your paper.

1.



- A. She will get a job.
- B. She will win in the singing contest.
- C. She will just sing every day.
- D. She will go to the market.

2.



- A. He will get a high score in the test.
- B. He will fail in the test.
- C. He will not finish the test.
- D. He will get sick.

3.



- A. The plants will fade.
- B. The plants will die.
- C. The plants will grow dry.
- D. The plants will grow beautifully.

4.



- A. Kevin will get sick.
- B. Kevin will go to school.
- C. Kevin will be fine.
- D. Kevin will ask his friends to join him.

5.



- A. Teo will make a toy paper.
- B. Teo will draw a picture.
- C. Teo will go to sleep.
- D. Teo will eat breakfast.

Guided Activity 2

Tell what will happen next by matching the picture in Column A with the picture in Column B. Write the letter of the correct answer on your paper.

Column A

___1.



___2.




___3.



___4.



___5.

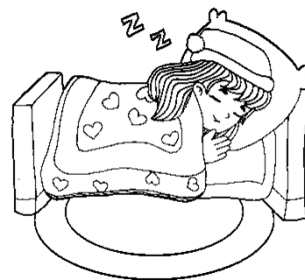


Column B


A.



B.



C.



D.



E.



Independent Activity 1

Complete the sentence by sharing your prediction about the story.



I think the story is about (1) _____ because I can see (2) _____. I can see a (3) _____ and I can see a (4) _____. I like to read the story because (5) _____.

Independent Assessment 1


Complete the sentence by sharing your prediction about the story.



The story may be about (1) _____ because I can see (2) _____. I can see a (3) _____ and I can see (4) _____. They are _____. I like the to read the story because (5) _____.

Independent Activity 2


Study the pictures and the sentences beside it. Think for the possible outcome to complete the sentence. Write the answer on your answer sheet.




The sun is hot.
There was no rain for many days.
The land is very dry.
The plants are going to _____.




The water in the kettle gets hot.
It becomes hotter and hotter.
Bubbles start to form on the surface.
It is going to _____.



The land is dry.
There is no rain.
There is not much water in the
river.
The river is going to
_____.



The faucet was left "on".
The pail is already filled with
water.
The water fills the bathroom.
The water goes to the kitchen.
The water _____.





The sky is dark.
The clouds are black and big.
Lightning flashes, thunder roars.
It is going to _____.


Independent Assessment 2

Let us draw. Read the given situation. Draw what you think would happen next. Draw your answer on your answer sheet.


1. Yen wants to cross the street. He is looking left and right to see the cars passing. What do you think would happen next?




2. The girl is playing in the rain. Her mother saw her. What do you think would happen next?



3. Mother gave Ana chocolates. Ana ate all the chocolates. Then she took a nap right away without brushing her teeth.



4. Rex and Ted decided to go on fishing. They caught almost 5 kilos of fish. They put the fishes in the pail. What do you think will they do next?



5. Arnold was telling his friends a very funny story. What do you predict his friends did next?





What I Have Learned


Draw a happy face (☺) if the sentence tells a correct idea about prediction and sad face (☹) if it doesn't. Draw the answer on your paper.

1. Pictures are helpful in predicting.
2. Guessing what will happen next in the story is predicting.
3. We can predict by looking on the illustrations in the book.
4. Predicting is not helpful in reading.
5. We can use our own experience when we predict.



What I Can Do

Judge the Book by Its Cover



Write the title here: _____

I think the story may be about


Here is a picture of the what the story may be about.





Assessment

Look at the cover of the book, then answer the following questions on a sheet of paper.



What do Smart Readers do?

Clue: What You can see?

Experience: What do you know about it?


What is your prediction?

My prediction is



Additional Activity

Look at the cover of the book. Finish the sentence to share your prediction for the story and draw your prediction on your answer sheet.



I predict that the story will be about



Answer Key

What I Have Learned

1.

2.

3.

4.

5.

What's More

Guided Activity

1. B
2. A
3. E
4. C
5. D

Guided Assessment 1

1. B
2. E
3. A
4. C
5. D

Guided Activity 2

1. Dry up
2. Boil
3. Dry
4. Flood
5. Thunderstorms

Independent Assessment 1

The story may be about (1) a family in the farm because I can see (2) growing vegetables in the farm. I can see a (3) girl and I can see (4) her grandmother . They are happy while getting their vegetables I like the to read the story because (5) it will be enjoyable.

Independent Assessment 2

1. He will be hit by the car.
2. She might get sick.
3. She might have toothache.
4. They will cook the fish for lunch
5. They will laugh loudly.

What I Know

1. A
2. B
3. B
4. C
5. C
6. A
7. B
8. B
9. C
10. B

What's In

1. D
2. A
3. A
4. C
5. A

What's New

1. The turtle is full of joy in the picture.
2. Because the turtle

What is It

Discussion Part

References

- "Ang Kuneho At Ang Pagong". 2020. Mgakwentong tagalog.Blogspot.Com.<https://mgakwentongtagalog.blogspot.com/2019/10/ang-kuneho-at-ang-pagong.html>.
- "In Making Decisions, Are You an Ant or A Grasshopper?". 2020. Medicalxpress.Com.<https://medicalxpress.com/news/2017-07-decisions-ant-grasshopper.html>.
- Kuwento, Maikling, __Mga Alamat, __Kuwentong Alamat, __Alamat Hayop, __Alamat Bulaklak, __Alamat Prutas, and __Alamat Gulay et al. 2020. "Ang Uwak At Ang Banga (Pabula)". Buklat: Kuwentong Pilipino. https://buklat.blogspot.com/2018/07/ang-uwak-at-ang-banga-pabula.html?fbclid=IwAR1g6SPQiJ_EEv4c1i67VFVr-YbkrxOyQQWFMf7jKLzOsbwi3AA_6Ynu-00
- Library, Entire, Lesson plans, First Grade, Reading writing, and Reading Pictures. 2020. "Reading Pictures | Lesson Plan | Education.Com | Lesson Plan | Education.Com". *Education.Com*. <https://www.education.com/download/lesson-plan/el-support-lesson-reading-pictures/el-support-lesson-reading-pictures.pdf>.
2020. *Google.Com*. https://www.google.com/search?q=making+predictions+worksheets+book+cover&tbm=isch&ved=2ahUKEwiztofGy8DqAhVWzIsBHR9YDQ8Q2-cCegQIABAA&oq=making+predictions+worksheets+book+cover &gs_lcp=CgNpbWcQAzoECAAQEzoGCAAQHhATOggIABAFEB4QE1CWgwJY3JMCYJGVAmgAcAB4AIABgAOIAa0QkgEHMC43LjIuMpgBAKABAAoBC2d3cy13aXotaW1n&sclient=img&ei=y0UHX_OkNNaYr7wPn7C1eA&bih=657&biw=1366&hl=fil#imgsrc=gUYOCiFamD83KM.

2020. *Google.Com*. https://www.google.com/search?q=making+predictions+worksheets+book+cover&tbm=isch&ved=2ahUKEwiztofGy8DqAhVWzIsBHR9YDQ8Q2-cCegQIABAA&oq=making+predictions+worksheets+book+cover&gs_lcp=CgNpbWcQAzoECAAAQEzoGCAAQHhATOggIABAFEB4QE1CWgwJY3JMCYJGVAmgAcAB4AIABgAOIAa0QkgEHMC43LjIuMpgBAKABAaoBC2d3cy13aXotaW1n&sclient=img&ei=y0UHX_OkNNaYr7wPn7C1eA&bih=657&biw=1366&hl=fil#imgsrc=IP1YBC1u6ewJeM&imgdii= SXFleUm8wgmmvM.

2020. <https://www.youtube.com/watch?v=IfzwgnaTRj8>.

2020. *Study.Com*. <https://study.com/academy/lesson/making-predictions-while-reading-lesson-for-kids.html>.

For inquiries or feedback, please write or call:

Department of Education-Bureau of Learning Resources (DepEd-BLR)

Ground Floor, Bonifacio Bldg., DepEd Complex
Meralco Avenue, Pasig City, Philippines 1600

Telefax: (632) 8634-1072; 8634-1054; 8631-4985

Email Address: blr.lrqad@deped.gov.ph * blr.lrpd@deped.gov.ph